The Research of Medical Science Review

Received: 23 September, 2024
Accepted: 25 October, 2024
Published: 16 November, 2024

ISSN: 3007-1208 | 3007-1216
Volume 2, Issue 3, 2024

NANOTECHNOLOGY FOR A GREENER FUTURE: POLLUTION CONTROL, WATER PURIFICATION, AND RENEWABLE ENERGY

[1]Habib Ullah Khan, [2]Hafiza Ayesha Barkat, [3] Muhammad Sajid, [4] Muhammad Naveed Khalil, [5]Fouzia Kousar, *[6]Sabia Rabbani

[1]Material Processing Engineering Wuhan Institute of Technology, Hubei China
[2] Department of Zoology GC University Lahore
[3]Institute of Microscale Optoelectronics, Optical Engineering, Shenzhen University, Shenzhen,518055, Guangdong Province, China
[4] National Centre of Excellence in Geology, University of Peshawar, Pakistan
[5]Department of Biochemistry and Biotechnology, The Women University Multan
**[6] Hazara University Manshera*

[1]khanzeepieces97@gmail.com; [2]ayeshabarkat409@gmail.com; [3]sajidmuhammad23@email.szu.edu.cn; [4]geonaveed@uop.edu.pk; [5]hadik3340@gmail.com
*[6]sabiarabbani75@gmail.com

DOI: http://doi.org/10.5281/zenodo.18767058

ABSTRACT

Nanotechnology is one of the most innovative approaches to addressing some of the most significant environmental problems of the present day. This article discusses recent advancements in nanotechnology for pollution control, water purification, and renewable energy production. Innovative nanomaterials offer significant improvements over traditional methods for identifying and removing contaminants from the air and soil. In areas with limited resources, access to clean water has improved due to the remarkable effectiveness of nano-adsorbents and nanofiltration systems in removing pollutants, diseases, and heavy metals from water. In addition, the importance of nanotechnology in renewable energy generation is discussed, with a focus on how it impacts the efficiency of fuel cells, batteries, and solar cells. While these advancements show the potential for significant environmental benefits, they also address concerns about scalability, cost-effectiveness, and potential environmental risks associated with the use of nanomaterials. To fully realize the potential of nanotechnology for long-term environmental solutions, this analysis emphasizes the need for continuous research and development that regulates innovation, safety, and conservation of the environment.

Keywords: *Nanotechnology, water purification, sustainability of the environment, pollution control, sustainability of the environment.*

INTRODUCTION

Nanotechnology is one of the most promising key enabling technologies of the 21st century. It is a continuously expanding area of research, contributing to almost every field of science sciences and engineering, materials science, medicine, agriculture, information/communications technologies this list continues to grow [1]. To improve driving safety

and environmental impact, many nanodevices and advanced materials are or can be used. Sensors and radars, real-time processors with AI chips, and intervehicle and road-to-vehicle communication will help realize autonomous or intelligent driving with high safety. High-power semiconductor devices with wide band gap materials; high-performance motors with rare earth magnets, next-generation lithium (Li)-ion batteries, and fuel cells with green hydrogen; and high-strength and lightweight materials such as carbon-fiber-reinforced polymers (CFRP) will help decrease the environmental impact of driving. Nanotechnology enables remote health and medical care for people living in rural regions. The shortage of medical doctors is becoming a serious problem due to an aging society, such as in Japan. During the current pandemic, such remote care has become both more common and more accepted. Health and medical data for patients living in rural regions are taken in person by doctors and/or by wearable biosensors. In some cases, data are sent to a data center automatically and analyzed with high-performance computers. Thus, health and medical diagnoses are becoming possible with the help of AI without needing to travel to a city or town with a large hospital. Due to the increasing use of surgical robotics; various sensors, including touch sensors, high-resolution image sensors, and monitors; and 5G/post-5G communication, remote medical treatment and surgery are expected to be possible. Such models can be easily integrated to urban societies and across different jurisdictions with an effort to democratize healthcare access and affordability. Reduction of CO_2 emissions, stable energy supplies, and energy cost reductions are critical societal needs for energy and the environment. Many nanodevices and advanced technologies play key roles in energy savings, generation, transport, and storage including renewable energy generation by solar cells, wind turbines, and fuel cells with green hydrogen. The development of technologies to generate hydrogen by solar energy and utilize it as an energy carrier and battery technology development in energy transport and storage are important goals, and they depend on nanotechnology [2].

The goal of this analysis is to examine recent advancements in nanotechnology for environmental applications, with a focus on its application in water purification, pollution avoidance, and the production of renewable energy. It aims to highlight the benefits and challenges of various technologies, including their environmental impact, scalability, and effectiveness. The evaluation seeks to guide further research and encourage the development of secure and long-lasting Nano technological solutions for environmental issues. There are lots of methods that are used to eliminate the pollution from the water, to clean the environment, and for energy production but the main gap is that we use the eco-friendly way to protect our environment make this review special.

Applications of the nanotechnology in sustainability of the environment:

Air pollution: Air contaminants have constantly been paid exceptional attention due to the fact that these contaminants are harmful and cause higher risk to life [3].The deprived air quality has an adversarial effect on the natural system (e.g., living organisms and vegetation) as well as on the health of humans by feasibly leading to different types of diseases that could be fatal, like cardiovascular diseases, respiratory diseases, and cancer [4]. As per the World Health Organization (WHO), air contamination kills about seven million people around the world every year. The WHO data indicates that almost nine out of ten people breathe air consisting of increased levels of contaminants. Therefore, it is essential to attain adequate information on the air contaminant sources and establish innovative technologies for the remediation of air [5].Air contamination indicates

the changes in the natural atmospheric composition resulting from the addition of biological, physical, or chemical substances that are released from biogenic, geogenic, or anthropogenic sources. Exterior as well as interior air contaminants might be present in the particulate or gaseous form [6].The particulate form includes small-sized masses of complex chemical constituents having sizes ranging from nanometers to micrometers inclusive of aerosols of biological origin like fungi, bacteria, as well as viruses, whereas the gaseous form refers to different chemical molecules like ozone (O3), sulfur dioxide (SO2), and carbon monoxide (CO) [7]. The application of commonly studied popular nanoparticles is examined, and additionally, various factors affecting the efficiency of the nanomaterials are analyzed. The application of nanosensors is analyzed concerning its efficiency for the detection of toxic gases such as nitrogen dioxide (NO2), sulphur dioxide (SO2), and hydrogen sulfide (H2S). In the end, the possible negative impacts of the atmospheric nanomaterials (metal-based nanomaterials, and carbon-based nanomaterials) are also discussed. Clearly, huge research activities have been dedicated to further advancements in the application of nanomaterials in numerous environmental remediation applications.

Recent advances in the utilization of nanomaterials in the air environment:

Nanoadsorbents: Nanotechnology considers that the majority of the current issues inclusive of poor air quality could be significantly resolved using nanoscale adsorbents, called nanoadsorbents. The nanoparticles have the capability to adsorb several contaminants existing in the air. Several nanoadsorbents have been developed as well as categorized in order to detect and adsorb contaminants such as microbes, volatile organic compounds (VOCs), and metal oxides. Table 1 presents the different treatment techniques as well as treatment conditions utilized by various scientists for eliminating and monitoring the discharge of toxic gases and air contaminants by various nanoadsorbent materials. The commonly used nano adsorbents are discussed in the following sections:

Table 1: Different treatment techniques/conditions for eliminating and monitoring the discharge of toxic gases and air contaminants by various nanoadsorbent materials.

Target contaminant	Nanomaterial used	Techniques/Conditions/Modifications	Adsorption Results	References
CO2	Carbon nanotubes	MWCNT functionalized with 3-aminopropyltriethoxysilane (APTS)	Adsorption capacities preserved through 100 adsorptiondesorption cycles	[8]
Carbon dioxide and CH3OH gas molecules	SWCNTs	Si-doped SWCNT	Adsorption of Carbon dioxide and CH3OH on pure, Si-doped and B-doped single-walled carbon nanotubes are chemisorption or physisorption	[9]
CO2	MWCNTs	3-aminopropyl-triethoxysilane (APTS)-modified CNTs	Modified CNT adsorption 96.3 mg/g	[10]

H2S	ZnO Nanoparticles	Single-step method utilizing ultrasonic-assisted precipitation	The test results demonstrated that UZnO showed an increased hydrogen sulphide adsorption ability of 29.50 mg g− 1 whereas the adsorption ability of the material synthesized with no ultrasonic treatment has been just 3.60 mg g− 1	[11]

Carbon nanotubes: CNTs are used for controlling the discharge of CO2 and methane from the industrial chimney exhausts as well as vehicle exhausts. These materials also have the ability to trapping green house gases from coal mines and power generation. CNTs can be used as a nanoadsorbents for the separation of several pollutants present in the air because of their enhanced properties such as its affinity for the selective contaminant adsorption. Also, these materials have features such as high surface area, increased pore diameter, and pore volume. The aforestated surface features increase the reactive sites that could bound with particular contaminants existing in the air [12]. Moreover, the adsorptive ability of these nanomaterials also could be modified by the addition of functional groups to the nanoadsorbents for increasing the active sites [13].In a study performed by [14],the MWCNTs have been modified using (3-aminopropyl)triethoxysilane (APTES) solution. The CO2 chemisorption happened through the development of carbamate from the reaction between the CO2 molecules and the secondary amine groups present in the APTES, and the CO2 adsorption mechanism is demonstrated in Figure 1. The thermogravimetric analysis confirmed an increment in the loading of APTES with rising reflux duration, providing 13.75 wt% maximum loading. The test results demonstrated that as the reflux duration enhanced, the increased number of amino groups have been covalently attached on the surface of MWCNT, developing efficient mechanism sites for the adsorption of CO2. The maximal adsorption of CO2 (75.4 mg CO2 adsorbed/g adsorbent) was accomplished by the amine-functionalized CNTs, demonstrating its supreme performance relative to typically utilized adsorbents like SBA-15. Commercially available MWCNTs were functionalized by [8],using an increasing mass load of 3-aminopropyltriethoxysilane (APTS) for studying their performance in the cyclic adsorption of CO2 and the related thermodynamic properties. The test results suggested that adsorption procedure with solid 3-aminopropyltriethoxysilane functionalized multiwalled CNT (APTS) is conceivably a favorable CO2 capture technology. In a study performed by [10],the pristine as well as APTS-modified CNTs were used as adsorbents for studying the CO2 adsorption properties from air streams. It was found that the CNT physicochemical properties enhanced subsequent to modification and the adsorption efficiency of modified carbon nanotubes diminished with an enhancement in temperature however, enhanced with an increment in relative humidity. Figure 2 presents the adsorption isotherms of CO2 with pristine and APTS-modified CNTs. The modified carbon nanotubes demonstrated increased CO2

adsorption ability relative to several other APTS-modified silica-based adsorbents stated in the literature, proposing that these 3-aminopropyltriethoxysilane-modified carbon nanotubes are favorable adsorbents for the CO2 capture from air streams.

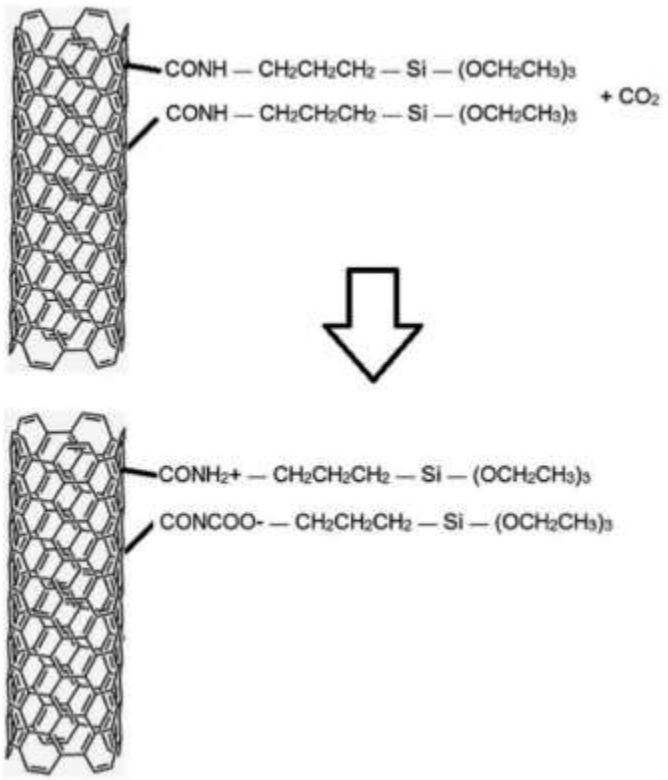

Figure 1: Carbon dioxide adsorption mechanism. Reproduced from Ref [15].

Nanotechnology for sensors and detectors of pollution: It has long been understood that long-term exposure to particulate matter and heavy metal pollution is a significant leading factor in causing health problems in the form of heart conditions, lung cancer and other problems. In urban areas, particulate sizes are typically in the range of 100–300 nm in diameter [16]. while heavy metals could be found in various ranges of concentration. In addition, heavy metals cannot be broken down by microorganisms (i.e. they are not biodegradable). A high degree of difficulty in the recovery of heavy-metal-contaminated land raises pressure in developing onsite sensors that can detect heavy metal ions before their concentration reaches dangerous levels [17]. Rapid and precise sensors able to detect pollutants at the molecular level may enhance the human ability to protect the sustainability of human health and the environment. Large increases in process control, ecosystem monitoring and environmental-based decision-making can occur if the available contaminant detection technology is more sensitive and less expensive. One of the desired technologies is a continuous monitoring tool that is able to provide information, especially information of pollutants in very short analysis time [18].

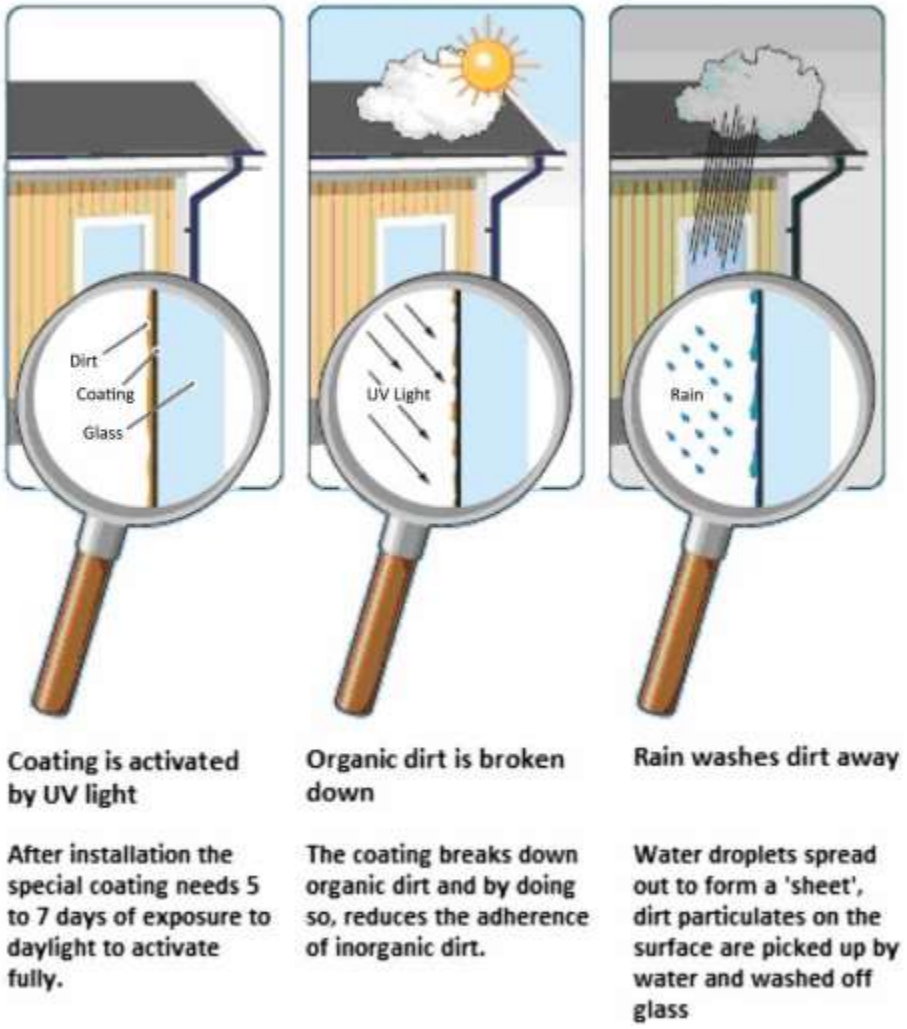

Figure 2. The self-cleaning mechanism of glass Pilkington ActivTM (Picture courtesy of www.conservatoryland.com) [19].

Water Purification: Giving people easy access to inexpensive, clean water that meets their expanding demand is a major global challenge. The most significant issues that make it harder for the water supply system to function are population expansion, global climate change, and water pollution [20]. Approximately 70% of industrial effluent is disposed of in developing nations without being thoroughly destroyed, according to a 2016 report by the United Nations. Among the substances introduced to water that cannot be naturally decomposed are pathogens, organic pollutants, heavy metals, industrial discharge, various anions, etc. These substances frequently alter the characteristics of the water body. To upgrade outdated infrastructure and provide high-performance, low-cost treatment options that rely on massive infrastructures, nanotechnology enables highly efficient, versatile, and multipurpose that offers a potential route [21]. For

water and wastewater purification, numerous nanomaterials have been formed, including polymer nanomaterials, carbon nanotubes, (nano) zeolites, carbon, graphene, metallic NPs, graphene quantum dots, and GO [22]. Effluent, surface water, groundwater, and other natural materials can be cleaned of pathogens, metal oxides, toxic metal ions, and inorganic and organic solutes with the help of novel nanoparticles made possible by nanotechnology. These methods include nanofiber filters, nanofiltration, reverse osmosis, carbon nanotubes, and ultrafiltration membranes [23]. Four kinds of nanoscale materials considered functional materials for water filtration are shown in Figure 3: Zeolites, metal-containing nanoparticles, dendrimers, and carbonaceous nanomaterials are the four categories. Due to their diverse physiochemical properties, these are attractive as separation and reactive materials for water filtration [24].

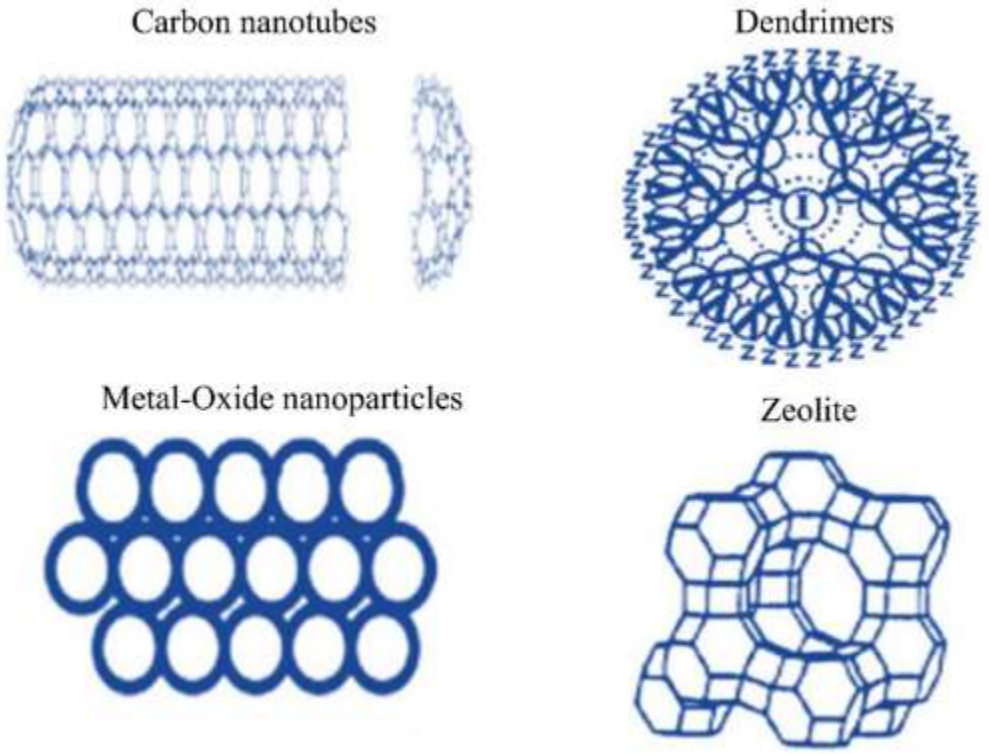

Figure 3: Shows some of the nanoparticles presently being considered for use in materials that purify water [25].

Nanotechnology is an innovative field that can solve problems associated with the present water treatment issue [26]. By enabling the best possible use of unconventional water resources, it can add new aspects to current water treatment procedures. Three important uses of nanotechnology in water treatment are remediation (by completely or partially removing pollutants) and purification, pollution monitoring (by using nanosensors and detectors tailored to particular contaminants), and pollution prevention. Significant progress has been achieved in using nanoparticles for water filtration by detecting and comprehending the molecular structure of pollutants. Nanochemistry-based technologies are far more effective and affordable than conventional purification techniques. These include creating membranes and using mixed oxides, zeolites,

bimetallic nanoparticles, and carbon compounds as nanocatalysts to break down harmful substances in water. Additionally, nano-zero valent metals and highly paramagnetically-charged magnetic nanoparticles have been used as nano sorbent to clean water. This study will concentrate on current advancements in the field of water treatment using nanotechnology, with an emphasis on different nanomaterials [27].

Water purification using 2D graphene:

One of the critical nanomaterials for water filtration is 2D graphene, including pure graphene, GO, and reduced GO [28]. These nanoparticles are prominent for being excellent adsorbents, antifouling agents, and photocatalytic materials. Comparing graphene membranes to standard polyamide membranes, the latter feature atomically thin membranes that offer better filtering [29].There has been a lot of interest in desalination utilizing graphene nanoparticles [30].As a result of their exceptional capacity to absorb sodium cations, 2D graphene nanomaterials are highly successful at removing salts from water. Nitrogen and hydrogen can be added to these materials to enable the selective transit of either cations or anions. Several microorganisms have been claimed to be resistant to the antimicrobial effects of graphene and graphene oxide, including E. coli, S. aureus,S. mutans, a bacteria that causes dental caries ,Pseudomonas aeruginosa [31]. Some investigations even recorded in-vivo evidence of these nanoparticles' antibacterial activity. Graphene is also known to display antibacterial properties through the exact mechanisms mentioned above, such as physical injury to cells, oxidative stress, and cell membrane instability. In contrast, others contend that there is some disagreement over graphene's antibacterial properties [32].

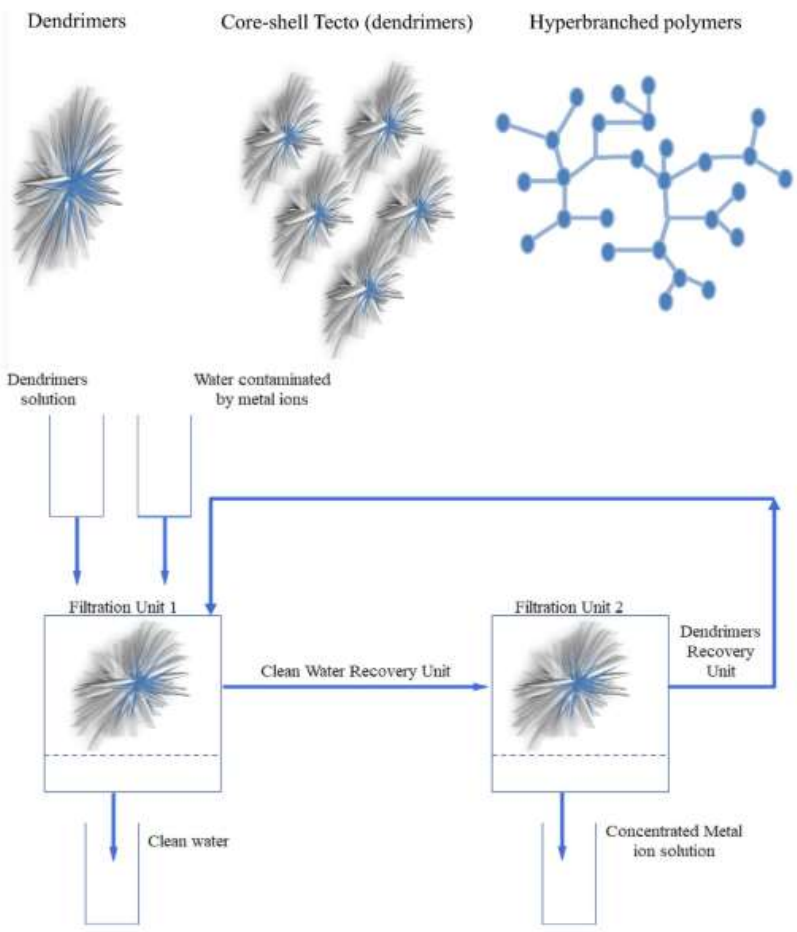

Figure 4: Metal ion recovery from aqueous solutions using improved dendrimer filtration [33].

Table 2. Nanotechnology for Clean Water: Status of Implementation.

technology umbrella/ref	material	problem addressed	organization	status
adsorption/[34]	FeOOH	arsenic	IIT Madras	commercial
adsorption/[35]	nanoalumina fibers	submicron and colloidal particles, bacteria, viruses, dissolved salts, endotoxin, pharmaceuticals	Argonide	commercial
FO and RO/[36]	Aquaporin water channels	micropollutants, xenobiotics, organics	Aquaporin	pilot
sorption/[37]	nanocellulose	metal ions	UPM-Kymmene Oy	commercial

Renewable Energy Production

Renewable energy can be defined as one type of energy sources which can be provide light, electricity and heat without polluting the environment. Energy generation from fossil fuels has been identified as the main reason of environmental pollution. The obvious advantage of renewable energy is that no fuel is required, which eliminates the emission of carbon dioxide. The current global energy problem can be returned to insufficient fossil fuel supplies and excessive gas emissions resulting from increasing fossil fuel consumption.

Also, there are many benefits which can be observed from the design of nanotechnology based products for renewable energy which are [38].

(1) An increased efficiency of lighting and heating.
(2) Increased electrical storage capacity
(3) A decrease in pollution from the energy use. (4) Nanotechnology generated $2.5 trillion in 2015.

Furthermore, nanotechnology can be used to improve renewable energy sources; for example wind energy efficiency can be improved by using light, more strength nano-materials for rotor blades. In biomass energy using nano-based precision farming to optimize crop used to produce biofuels. Nano-coatings can be used to prevent the corrosion in tidal energy equipments, while nanocomposites are utilized to make drilling machines in geothermal energy more fatigue-resistance.

Nanotechnology applications in renewable energies

Solar energy:

Solar energy is one of best sources of renewable energy. It can be used efficiently in various practical applications like solar power plants, solar cell, seawater desalination, solar collectors etc. etc. In fact, sunlight falling on Earth offers a solution, since the hourly solar flux incident on Earth's surface is greater than the annual human consumption of energy in a year [39]. That is why the sun is so appearing as an ultimate energy source on the earth. The quantity of solar energy received by earth is a function of the season, with the highest quantity of incoming solar energy received during the summer months [23]. The big challenge in using these devices is that the clear weakness in the absorption properties of the conventional fluids which leads to reduce the efficiency of these devices. Nowadays, this problem can be solved easily and affectively by using the concept of nanotechnology. The increased surface area to volume ratio of nanoparticles should enhance solar energy collection and efficiency by exposing more conducting surfaces to the sunlight. Another area that nanotechnology will increase solar cell efficiency is by using materials like lead-selenide. These materials cause more electrons (and therefore more electricity) to be released when hit by a photon of light [40].Furthermore, the cost is a major factor in the success of any solar technology. Because, converting solar energy into electricity occurs at a price comparable with fossil

fuel. Semiconductor materials that exhibit a photovoltaic (PV) effect can be used to convert solar radiation into electricity through a photovoltaic process. Photovoltaics are surfaces typically consisting of a conducting oxide layer and a catalytic platinum layer that directly convert sunlight to an electrical energy. A device which converts photons from the solar light into electricity using electrons is called photovoltaic solar cell. Solar energy is a very environment friendly. For example, if a distributed solar grid meets 1% of the world's electricity demands, approximately 40 million tons of carbon dioxide emissions can be saved per year [40].

Solar energy for electricity production: photovoltaic technology

Even if solar energy is free and abundant, still, photovoltaic technology represents only around 0.04% of the fuel share of world's total primary energy supply [41]. Contious advances in PV has produced that its price has fallen down to a tenth in the last 20 years (from 2.00 $/kWh in 1980 to 0.20–0.30 $/kWh in 2003). Independent studies suggest that the costs will continue to fall and that it is plausible to envisage costs of around 0.06 $/kWh by 2020. PV solar cells are devices which produce electricity from the sun radiation by means of the photoelectric effect, i.e., the photons from light are converted into electrical current. Currently, PV market is based on silicon wafer-based solar cells (thick cells of around 150–300 nm made of crystalline silicon). This technology, classified as the first-generation of photovoltaic cells, accounts for more than 86% of the global solar cell market. The secondgeneration of photovoltaic materials is based on the introduction of thin film layers (1–2 nm) of semiconductor materials. More specifically, they use thin epitaxial deposits of semiconductors on lattice-matched wafers (see Figure 5).

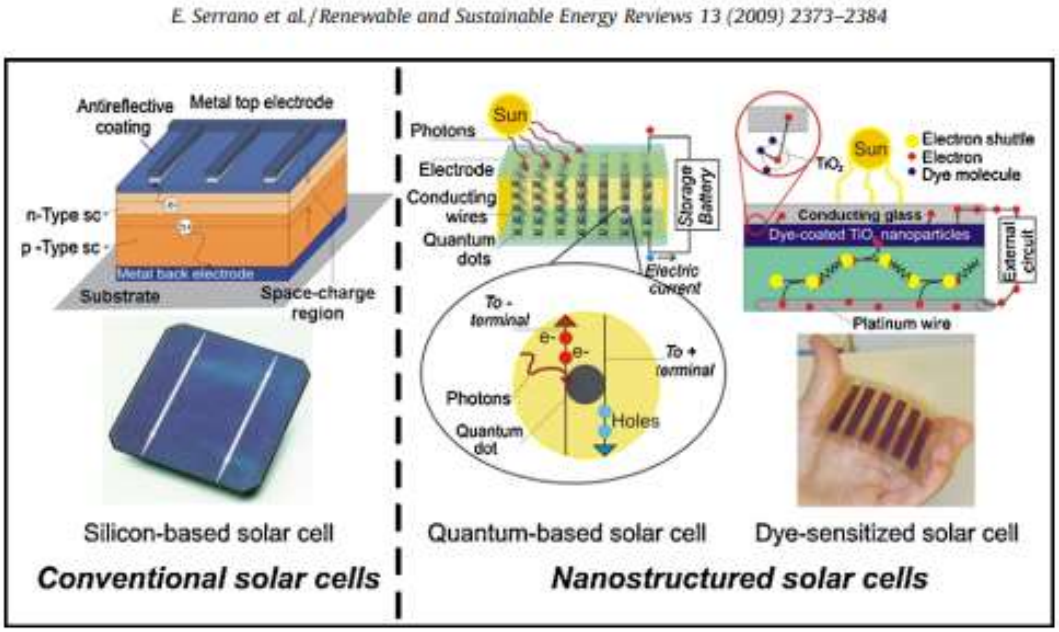

Figure 5: Evolution of photovoltaic technology: from conventional (silicon-based solar cells) to nanostructured solar cells (quantum-based and dye-sensitized solar cells). Adapted from Refs. [42].

These cells comprise around 90% of the market space but only a small segment of the global PV market. Unfortunately, although a lower manufacturing cost is achieved, it also involves low conversion efficiencies. The inclusion of nanoscale components in PV cells is a way to reduce some limitations. First, the ability to control the energy bandgap provides flexibility and inter-changeability. Second, nanostructured materials enhance the effective optical path and significantly decrease the probability of charge recombination. Fig. 4 shows the evolution of PV technology. The use of nanocrystal quantum dots [43],which are nanoparticles usually made of direct bandgap semiconductors, lead to thin film solar cells based on a silicon or conductive transparent oxide (CTO), like indium-tin-oxide (ITO), substrate with a coating of nanocrystals. Quantum dots are efficient light emitters because they emit multiple electrons per solar photon, with different absorption and emission spectra depending on the particle size, thus notably raising the theoretical efficiency limit by adapting to the incoming light spectrum. Arthur J. Nozik reported in 1982 that ‘‘a single-threshold quantum-using device in which the excited carriers thermally equilibrate among themselves, but not with the environment, converts solar energy with an efficiency approaching that of an infinite-threshold device’’ [44] Quantum well devices such as quantum dots, and quantum wires, as well as devices incorporating carbon nanotubes, are being studied for space applications with a potential efficiency up to 45%. Nowadays, conventional solar cells are mostly built on silicon. Because the cost of silicon keeps growing, this technology will not be the one to bring down the cost of solar generated electricity below 1 $/(kWh). In contrast, as an example of their attractive future as more efficient solar cells, analogous nanocrystalline quantum dots have close to 40% efficiency.

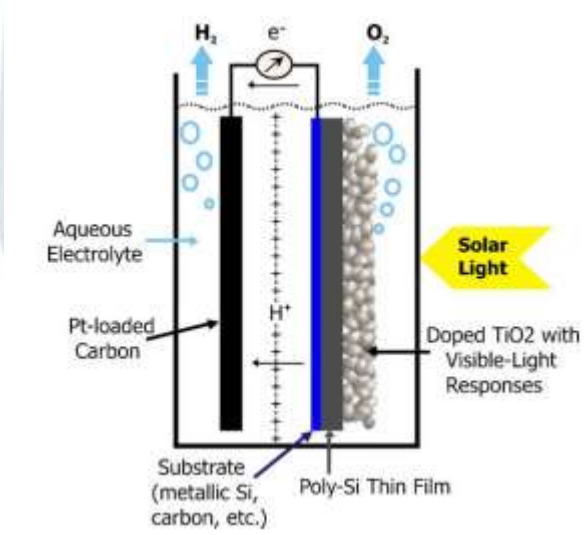

Figure 6: Schema of solar water splitting system a composite polycrystalline-Si/doped TiO2 semiconductor thin-film electrode. Adapted from Ref. [45]

Negative impact of nanotechnology: Once nanoparticles are emitted into the compartments of the environment, they can harm organisms depending on the circumstances (Figure 4). The absorption and distribution of nanoparticles by living beings through the respiratory system can lead to damage to the gastrointestinal system or skin [46].When nanoparticles enter cell membranes, they can cause damage and toxicity to different cell compartments, depending on the type of nanoparticle. Reactive oxygen species (ROS) present in oxidant organelles such as mitochondria

can further exacerbate nanoparticle reactivity. ROS can damage the proteins, lipids, nucleic acids, and DNA etc present in the cell ultimately leading to cell death. Carbon nanotubes can directly enter the body and cause toxicity, while carbon nanoparticles, like fullerenes, can also induce toxicity. Carbon nanotubes primarily affect mitochondria. In amphibians, carbon nanotubes have been shown to induce genotoxicity, resulting in DNA damage and oxidative stress after short-term exposure [47]. Consumer products containing silver nanoparticles (AgNP) can pollute aquatic environments. The dissolution of AgNP can cause toxicity in aquatic organisms such as fish and algae. The toxicity of AgNP is highly dependent on particle properties, including concentration, pH, size, and shape, which influence the nanoparticle's reactivity. Frenk et al. found that CuO and Fe3O4 nanoparticles, with different concentrations in two different sand soils, exhibited varying levels of toxicity, with CuO showing more toxicity between them . Burrowing is a crucial method for water filtration and the stabilization of erosion effects. Nanoparticles can affect the soil's burrowing organisms such as earthworms which constitute a significant portion of soil biomass [48]. Nanoparticles have significant effects on animal's lives. The impact of NP on soil, water, and air is essential for the food chain. Plants can absorb nanoparticles through leaves, roots, damaged areas, flowers, and from water sources. Xia et al. found that the impact of TiO2 nanoparticles showed a tendency for reduced toxicity with an increase in particle size, as Ti nanoparticles could cause DNA damage [49]. Zinc nanoparticles can induce cellular toxicity in plants, leading to growth retardation, reduced photosynthesis, and altered gene expression in all affected plants. Higher nanoparticle concentrations are primarily responsible for the reduction in photosynthesis. AgNP can also inhibit plant growth. The properties of nanoparticles change depending on the nature of the metal they contain. Nanoparticles can disrupt various biological structures, including the kidney, heart, liver, amino acids, and fatty acids. As nanoparticle production increases, emissions into the environment also increase. A lack of trained engineers and workers can have an adverse impact on the environment. During the life cycle, emissions of nanoparticles occur when conducting batches or experiments and when decomposing nanoparticles [50].

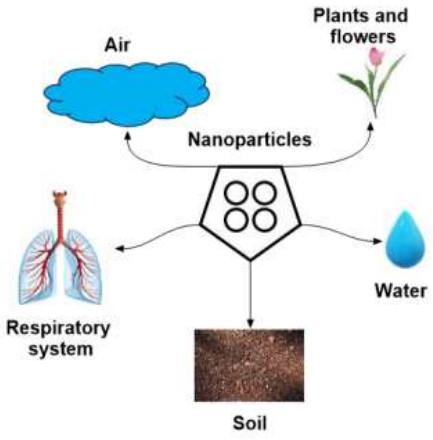

Figure 7: Effects of nanoparticle contamination encompasses all major components of the environment [51].

To assess the safety of complex multi-component and multi-functional nanomaterials, scientists will need to develop validated models capable of predicting the release, transport, transformation,

accumulation, and uptake of engineered nanomaterials in the environment. These models should relate physical and chemical characteristics of nanomaterials to their behaviour, allow an integrated approach to predict potential impact of engineered nanomaterials and nanoproducts, and estimate impacts within susceptible populations. Developing structure-activity relationships is needed to predict biological impacts, ecological impacts, and degradation at end-of-life. Each of these models is necessary to design nanoparticles that will have the desired human health and environmental performance to complement their physical properties[52].

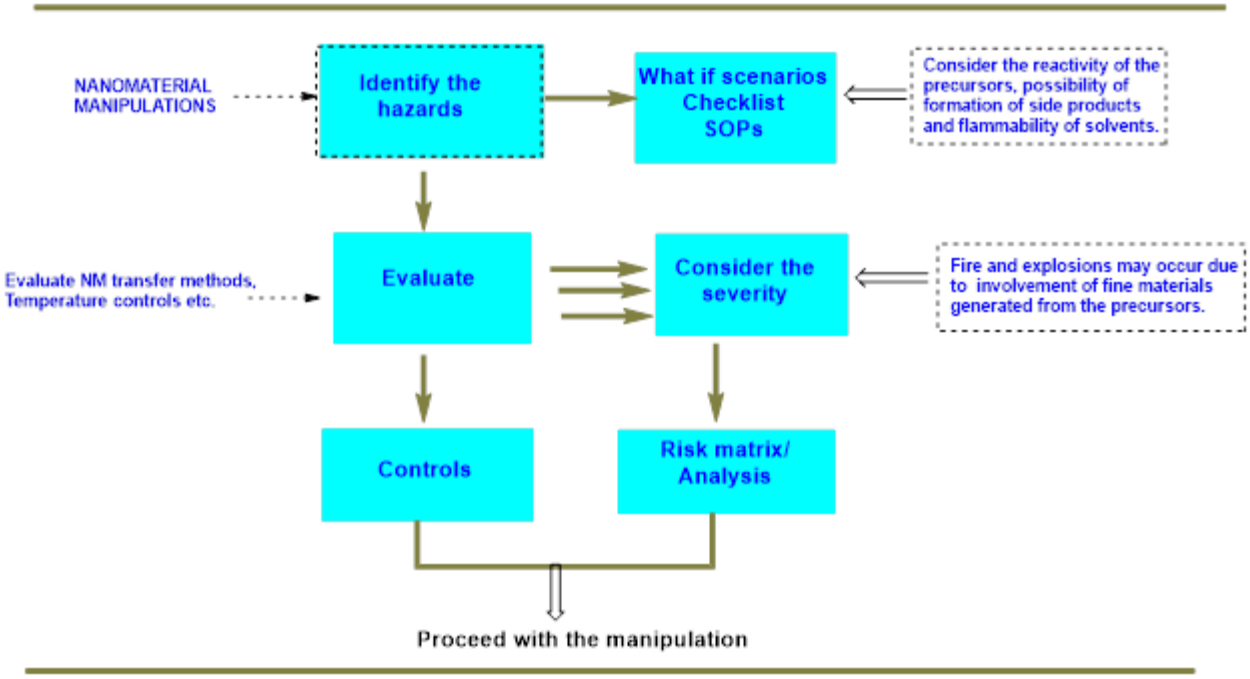

Figure 8: hazard assessment and hazard analysis for nanomaterial manipulations[53]

Conclusion:

By tackling some of the most important environmental issues of our day, nanotechnology provides a revolutionary means of creating a more sustainable and greener future. Nanoscale materials can adsorb and neutralize dangerous compounds with previously unheard-of efficiency in pollution management, lowering emissions and lessening the negative effects of industrial activities on the environment. By enabling sophisticated filtration techniques, eliminating impurities, and even decomposing complex pollutants that are difficult for conventional methods to handle, nanotechnology also plays a critical role in water purification. This has enormous ramifications for expanding access to clean water around the world, especially in areas where water is scarce or contaminated. Nanostructured materials, for example, can enhance energy capture and storage, boosting the capacity of solar and battery technologies to satisfy demand worldwide. Furthering the transition to cleaner energy systems, nanotechnology also helps create strong, lightweight materials that can increase the efficiency of electric cars and wind turbines. Beyond these uses, nanotechnology has the potential to transform environmental management since new applications and advantages are always being discovered through continuing research. However, to guarantee that these technologies are long-term safe and sustainable, responsible innovation is crucial. The

application of nanotechnology could lead to a cleaner, healthier, and more resilient earth as scientists, legislators, and business executives work together, proving that environmental stewardship and technological breakthroughs can coexist.

References:

[1] "Kagan, C. R.; Fernandez, L. E.; Gogotsi, Y.; Hammond, P. T.; Hersam, M. C.; Nel, A. E.; Penner, R. M.; Willson, C. G.; Weiss, P. S. Nano Day: Celebrating the Next Decade of Nanoscience and Nanotechnology. ACS Nano 2016, 10, 9093– 9103, DOI: 10.1021/acsnan".

[2] L. Pokrajac *et al.*, "Nanotechnology for a Sustainable Future: Addressing Global Challenges with the International Network4Sustainable Nanotechnology," *ACS Nano*, vol. 15, no. 12, pp. 18608–18623, 2021, doi: 10.1021/acsnano.1c10919.

[3] "Babich, F., Demanega, I., Avella, F., Belleri, A., 2020. Low polluting building materials and ventilation for good air quality in residential buildings: a cost–benefit study. Atmosphere 11 (1), 102.".

[4] "Occelli, F., Lanier, C., Cuny, D., Deram, A., Dumont, J., Amouyel, P., et al., 2020. Exposure to multiple air pollutants and the incidence of coronary heart disease: a fine-scale geographic analysis. Sci. Total Environ. 714, 136608.".

[5] "Choi, S. J., Jang, B. H., Lee, S. J., Min, B. K., Rothschild, A., & Kim, I. D. (2014). Selective detection of acetone and hydrogen sulfide for the diagnosis of diabetes and halitosis using SnO2 nanofibers functionalized with reduced graphene oxide nanoshe".

[6] "Spinazz`e, A., Campagnolo, D., Cattaneo, A., Urso, P., Sakellaris, I.A., Saraga, D.E., et al., 2020. Indoor gaseous air pollutants determinants in office buildings—the OFFICAIR project. Indoor Air 30 (1), 76–87.".

[7] "Zhao, S., Liu, S., Hou, X., Beazley, R., Sun, Y., Dong, S., 2020a. Evidence of provincial variability in air pollutants-asthma relations in China. J. Clean. Prod. 242, 118553.".

[8] "Su F, Lu C, Chen HS (2011) Adsorption, desorption, and thermodynamic studies of CO2 with high-amine-loaded multiwalled carbon nanotubes. Langmuir 27(13):8090–8098. ISSN 0743-7463. https://doi.org/10.1021/la201745y".

[9] "Azam, M.A., Alias, F.M., Tack, L.W., Seman, R.N.A.R., Taib, M.F.M., 2017. Electronic properties and gas adsorption behaviour of pristine, silicon-, and boron-doped (8, 0) single-walled carbon nanotube: a first principles study. J. Mol. Graph. Model. 75, 8".

[10] "Lu, C., Wu, B., Chen, W., Lin, Y.K., Bai, H., 2010. Capture of carbon dioxide by modified multiwalled carbon nanotubes. In: Environanotechnology. Elsevier, pp. 55–69.".

[11] "Huy, Nguyen Nhat, , Vo Thi Thanh Thuy, Hung Thang, Nguyen, , Nguyen Thi Thuy, Tran Tien Khoi, Van Thanh, Dang, 2019. Facile one-step synthesis of zinc oxide nanoparticles by ultrasonic-assisted precipitation method and its application for H2S adsorption i".

[12] "Garvey, T., Moore, E.A., Babbitt, C.W., Gaustad, G., 2019. Comparing ecotoxicity risks for nanomaterial production and release under uncertainty. Clean Technol. Environ. Policy 21 (2), 229–242.".

[13] "Kyzas, G.Z., Matis, K.A., 2015. Nanoadsorbents for pollutants removal: a review. J. Mol. Liq. 203, 159–168.".

[14] "Gui, M.M., Yap, Y.X., Chai, S.P., Mohamed, A.R., 2013. Multi-walled carbon nanotubes modified with (3-aminopropyl) triethoxysilane for effective carbon dioxide adsorption. International Journal of Greenhouse Gas Control 14, 65–73".

[15] "Gui, M.M., Yap, Y.X., Chai, S.P., Mohamed, A.R., 2013. Multi-walled carbon nanotubes modified with (3-aminopropyl) triethoxysilane for effective carbon dioxide adsorption. International Journal of Greenhouse Gas Control 14, 65–

73.”.
[16] “M.V. Johnston, Real-time measurement of chemical compo_sition of fine and ultrafine airborne particles, Proceedings of EPA Nanotechnology and the Environment: Applications and Implications STAR Progress Review Workshop, 2002, pp. 23–24”.
[17] “K. Choi, Ethical issues of nanotechnology in the Asia_Pacific region, Regional Meeting on Ethics of Science and Technology, Bangkok, 2003, pp. 341–34”.
[18] “T. Masciangioli and W.X. Zhang, Environmental technolo_gies at the nanoscale, Environ. Sci. Technol. 37 (2011), pp. 102A–108A.”.
[19] I. S. Yunus, Harwin, A. Kurniawan, D. Adityawarman, and A. Indarto, “Nanotechnologies in water and air pollution treatment,” *Environ. Technol. Rev.*, vol. 1, no. 1, pp. 136–148, 2012, doi: 10.1080/21622515.2012.733966.
[20] “] D. Goyal, G. Durga, A. Mishra, Nanomaterials for water remediation, Green Mater.Sustain.Water Remed.Treatement 23 (2013) 135, https://doi.org/10.1039/ 9781849735001-00135”.
[21] “] S. Sharma, S. Basu, N.P. Shetti, M. Kamali, P. Walvekar, T.M. Aminabhavi, Waste_to-energy nexus: a sustainable development, Environ. Pollut. 267 (2020), 115501, https://doi.org/10.1016/j.envpol.2020.115501”.
[22] “J. Yin, B. Deng, Polymer-matrix nanocomposite membranes for water treatment, J. Membr. Sci. 479 (2015) 256–275, https://doi.org/10.1016/ j.memsci.2014.11.019”.
[23] “V. Prabhakar, T. Bibi, P. Vishnu, T. Bibi, Nanotechnology, future tools for water remediation, Int. J. Emerg. Technol. Adv. Eng 3 (7) (2013) 54–59”.
[24] “] N. Savage, M.S. Diallo, Nanomaterials and water purification: opportunities and challenges, J. Nanoparticle Res. 7 (2005) 331–342, https://doi.org/10.1007/ s11051-005-7523-5”.
[25] “N. Savage, M.S. Diallo, Nanomaterials and water purification: opportunities and challenges, J. Nanoparticle Res. 7 (2005) 331–342, https://doi.org/10.1007/ s11051-005-7523-5”.
[26] “S.P. Shukla, S. Kumar, S. Gita, V.S. Bharti, K. Kumar, G. RathiBhuvaneswari, Recent Technologies for Wastewater Treatment: a Brief Review, Wastewater Management Through Aquaculture, 2018, pp. 225–234, https://doi.org/10.1007/ 978-981-10-7248-2_11”.
[27] “] P. Patanjali, R. Singh, A. Kumar, P. Chaudhary, Nanotechnology for water treatment: a green approach, in: Green Synthesis, Characterization and Applications of Nanoparticles, Elsevier, 2019, pp. 485–512, https://doi.org/ 10.1016/B978-0-08-102579-6.00021”.
[28] “M. Fathizadeh, W.L. Xu, F. Zhou, Y. Yoon, M. Yu, Graphene oxide: a novel 2-dimensional material in membrane separation for water purification, Adv. Mater. Interfac. 4 (5) (2017), 1600918, https://doi.org/10.1002/admi.201600918”.
[29] “M. Srinivas, R.C. Venkata, R.R. Kakarla, N.P. Shetti, M.S. Reddy, V.R. Anjanapura, Novel Co and Ni metal nanostructures as efficient photocatalysts for photodegradation of organic dyes, Mater. Res. Express 6 (12) (2019), 125502, https://doi.org/10.1088/20”.
[30] “N.P. Shetti, S.J. Malode, P.R. Vernekar, D.S. Nayak, N.S. Shetty, K.R. Reddy, T.M. Aminabhavi, Electro-sensing base for herbicide aclonifen at graphitic carbon nitride modified carbon electrode–Water and soil sample analysis, Microchem. J. 149 (2019), 103”.
[31] “M. Di Giulio, R. Zappacosta, S. Di Lodovico, E. Di Campli, G. Siani, A. Fontana, L. Cellini, Antimicrobial and antibiofilm efficacy of graphene oxide against chronic wound microorganisms, Antimicrob. Agents Chemother. 62 (7) (2018), e00547-18, https://doi”.
[32] “] H.M. Hegab, A. ElMekawy, L. Zou, D. Mulcahy, C.P. Saint, M. Ginic-Markovic, The controversial antibacterial activity of graphene-based materials, Carbon 105

(2016) 362–376, https://doi.org/10.1016/j.carbon.2016.04.046.".
[33] Nishu and S. Kumar, "Smart and innovative nanotechnology applications for water purification," *Hybrid Adv.*, vol. 3, p. 100044, 2023, doi: 10.1016/j.hybadv.2023.100044.
[34] "AMRIT- Arsenic and Metal Removal by Indian Technology; IIT Madras: Chennai. Report submitted to Ministry of Drinking Water and Sanitation, Government of India.," 2019.
[35] "Tepper, F.; Kaledin, L. A.; Drinking Water Filtration Device. U.S. Patent 7390343. June 24, 2008".
[36] "Jensen, P. H.; Keller, D.; Nielsen, C. H.; Aquaporin, A. S. Membrane for Filtering of Water. U.S. Patent 7857978. December 28, 2010".
[37] "Hartikainen, H.; Venäläinen, S.; Nuopponen, M.; Meriluoto, A. Water Treatment. U.S. Patent 20190039918. February 7, 2019".
[38] "Siril P. Nanotechnology and its application in renewable energy. Un Published Lecture Note".
[39] "] Lewis N. Toward cost-effective solar energy use. Science 2007;315: 798–801".
[40] "] Gardner G. Alternative energy and nanotechnology. PCOST project 2008:1–11".
[41] "W. Zhang, Nanotechnology for water purification and waste treatment, in Frontiers in Nanotechnology, U.S. EPA Mil_lennium Lecture Series, Washington, DC, 2005".
[42] "M. Uyttebroek, H. Baillieul, N. Vermeiren, R. Scholiers, P. Devleeschauwer, J. Gemoets, and L. Bastiaens, In situ remediation of a chlorinated ethene contaminated source zone by injection of zero-valent ir".
[43] "Brody H. Solar power—seriously souped up. New Sci 2006;6–10".
[44] "T.E. Cloete, M. de Kwaadsteniet, M. Botes, and J.M. Lopez_Romero, Nanotechnology in water treatment applications, Caister Academic Press, Norfolk, 2010.".
[45] "Takabayashi S, Nakamuraa R, Nakato Y. A nano-modified Si/TiO2 composite electrode for efficient solar water splitting. J Photochem Photobiol A Chem 2004;166:107–13".
[46]. "Prabhakar, P. K., et al. 'Formulation and evaluation of polyherbal anti-acne combination by using in-vitro model.' Biointerface Res. Appl. Chem 10.1 (2020): 4747-4751.".
[47] "] Markovic D, Zivkovic D, Cvetkovic D, Popovic R. Impact of nanotechnology advances in ICT on sustainability and energy efficiency. Renewable Sustainable Energy Rev 2012;16:2966–72".
[48] "E. Lapied, E. Moudilou, J.-M. Exbrayat, D. H. Oughton, and E. J. Joner, 'Silver nanoparticle exposure causes apoptotic response in the earthworm Lumbricus terrestris (Oligochaeta),' Nanomedicine, vol. 5, no. 6, pp. 975- 984, 2010.".
[49] "Xia, B.; Chen, B.; Sun, X.; Qu, K.; Ma, F.; Du, M. Interaction of TiO2 nanoparticles with the marine microalga Nitzschia closterium: Growth inhibition, oxidative stress and internalization. Sci. Total Environ. 2015, 508, 525–533 23. K.Syamala Devi1 , A.Al".
[50] "K.Syamala Devi1 , A.Alakanandana2 and V.Vijaya Lakshmi, Vol: I. Issue LVIV, January 2018 ISSN (Print): 2320- 5504.".
[51] R. Arora, T. Roy, and P. Adak, "A Review of The Impact of Nanoparticles on Environmental Processes," *BIO Web Conf.*, vol. 86, 2024, doi: 10.1051/bioconf/20248601001.
[52] P. C. Ray, H. Yu, and P. P. Fu, "Toxicity and environmental risks of nanomaterials: Challenges and future needs," *J. Environ. Sci. Heal. - Part C Environ. Carcinog. Ecotoxicol. Rev.*, vol. 27, no. 1, pp. 1–35, 2009, doi: 10.1080/10590500802708267.
[53] G. For and H. Nanomaterials, "Nanotechnology Safety Resources," pp. 5–6, 2009.